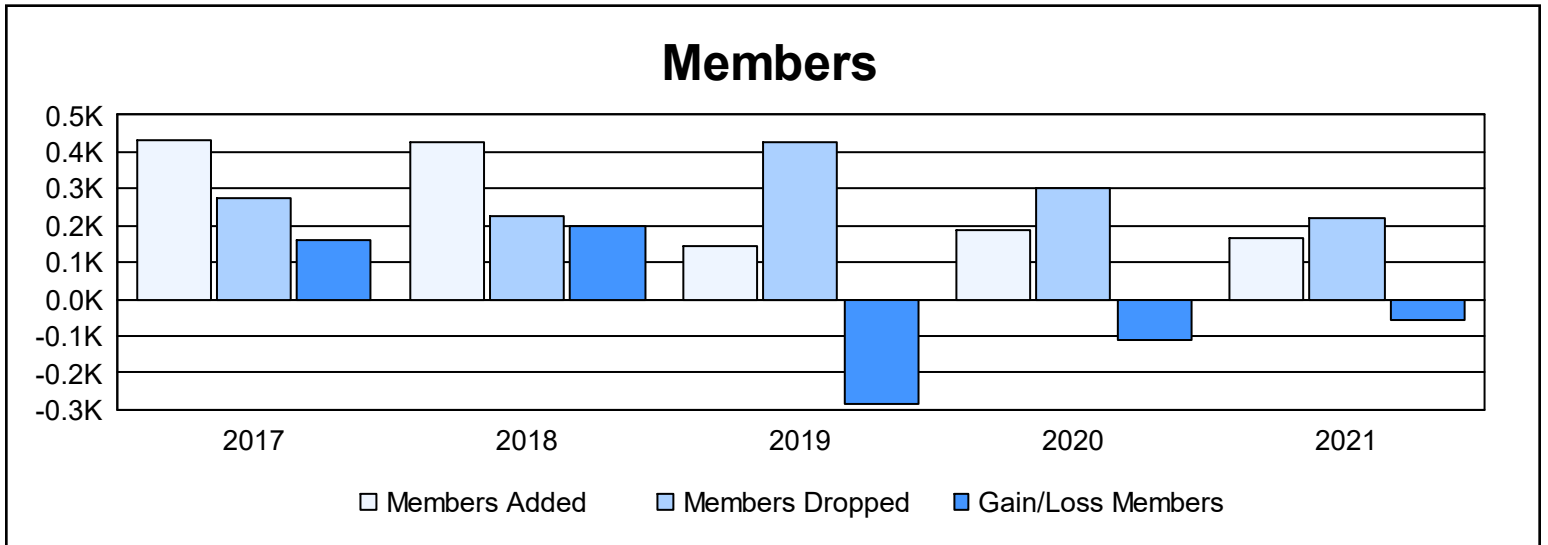
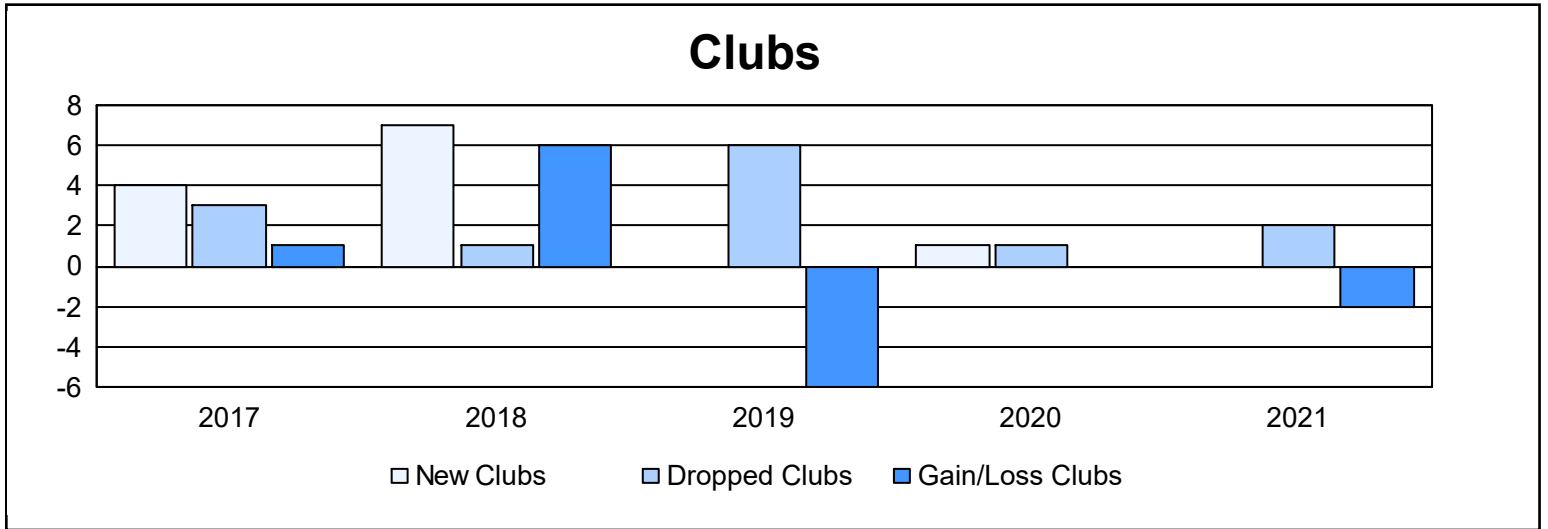
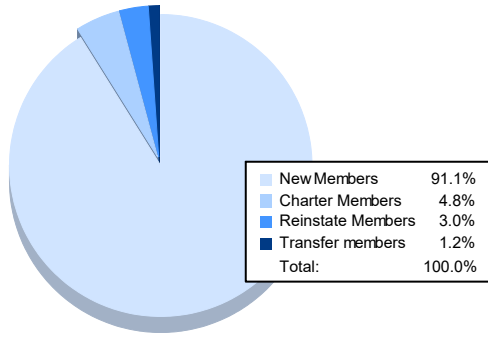


Year	New Clubs	Dropped Clubs	Gain/ Loss Clubs	New Members	Charter Members	Reinstate Members	Transfer Members	Total Member Added	Total Members Dropped	Gain/ Loss Members
2016-2017	4	3	1	307	109	4	14	434	272	162
2017-2018	7	1	6	210	208	2	7	427	226	201
2018-2019	0	6	-6	85	14	20	24	143	429	-286
2019-2020	1	1	0	107	55	8	18	188	299	-111
2020-2021	0	2	-2	153	8	5	2	168	222	-54
<b>Average</b>	<b>2</b>	<b>3</b>	<b>0</b>	<b>172</b>	<b>79</b>	<b>8</b>	<b>13</b>	<b>272</b>	<b>290</b>	<b>-18</b>



### Membership Composition June 2021 Cumulative



### Gender Composition June 2021 Cumulative

